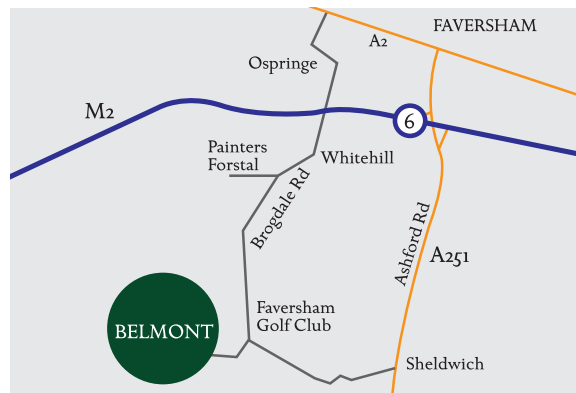


A beautiful Georgian house, surrounded by grounds and gardens consisting of a walled garden, pinetum, wooded areas, formal lawns and a large kitchen garden.

**WELCOME
TO BELMONT
GARDENS.**



THE GARDENS

Are open daily all year round from 10am-6pm
(dusk if earlier)

Admission fee:

Adult: £5.00 / Concessions: £4.00 / Child (12-16yrs) £2.50

THE HOUSE

Open from April through to September

Wednesday Tours at 11am & 1pm

Weekend Tours at 2.15pm & 3.15pm daily

For Bank Holidays, updated Tour Times or alterations
please see the website or give us a call.

Please note the house may be viewed by guided tour only

Admission fee (House & Gardens):

Adult: £10.00 / Concessions: £8.00 / Child (12-16yrs) £5.00

CLOCK TOURS

Last Saturday of every month £20pp

MID-WEEK GROUP BOOKINGS

£8pp (Parties of 12 or more people)

Tuesdays and Thursdays by appointment only

For further information please contact:

The Administrator, Belmont, Belmont Park,
Throwley, Faversham, Kent ME13 0HH

Tel: 01795 890202 or www.belmont-house.org

DISCLAIMER

Children should be accompanied by an adult at all times, please be aware
that the two ponds and Ha-Ha can be hazardous. It should be noted that the
Drive is in constant use by cars and agricultural vehicles.




BELMONT GARDENS

Stunning Formal Gardens & Grounds

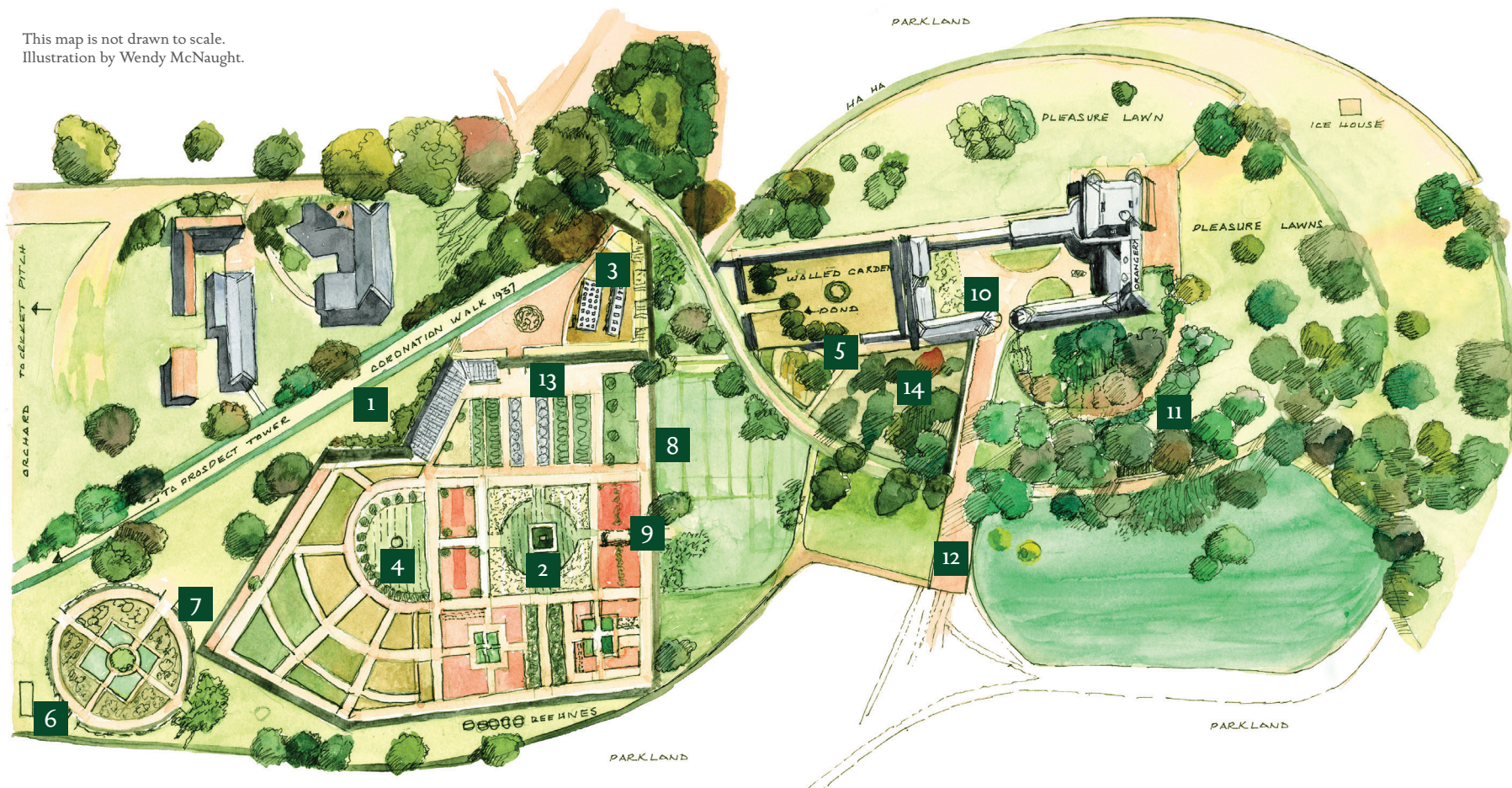
A Unique Family Home

Charming Tea Room



www.belmont-house.org

This map is not drawn to scale.
Illustration by Wendy McNaught.



- 1 Victorian Greenhouses
- 2 Pond
- 3 Sunken Greenhouses
- 4 Sundial
- 5 Rockery
- 6 Pets Cemetery
- 7 Mandala
- 8 Nuttery
- 9 Main Entrance
- 10 Tack Room & Tickets
- 11 Woodland Walk
- 12 Car Park
- 13 Kitchen Garden
- 14 Pinetum

KITCHEN GARDEN

Across the drive is the large walled kitchen garden, restored in 2001 to a design by international garden designer Arabella Lennox-Boyd. It is approached through the nuttury which is mainly planted with Kentish cobnuts. The original kitchen garden dates from the middle of the 19th century. It now includes hop arbours, fruit arches, a reflecting pool and a semi-circle hedge of *Pyrus Chanticleer*, all this amongst vegetable and herbaceous borders with the focal point being the sundial which dates from the construction of the house c.1790. The walls are trained with a variety of fruit including Currants, Apples, Pears, Cherries, Figs, Plums and Peaches along with Raspberries and Strawberries.

PINETUM

The pinetum is entered through the metal gates outside the tack room. It contains a number of mature trees, *Brewer Spruce*, *Monterey Pine*, *Magnolia Acuminato*, *Morinda Spruce* amongst others. Many were planted to commemorate various family events. The Victorian shell grotto with examples of fossilised ammonites can also be found here.

WALLED GARDEN

To the right of the pinetum is the walled garden, this is an intimate enclosed garden which can also be accessed through the courtyard. The long borders contain an abundance of both annual and perennial plants. The walls are covered with a variety of climbers including *Wisteria*, *Actinidia*, *Pyracantha*, *Photinia*, *Canna Lilies* and *Clematis*. At the far end is a rectangular pond and the rock garden which is planted for both spring and summer colour.

MANDALA

The hop arbours in the Kitchen Garden lead to a door in the wall, to the left are the beehives and to the right is the Mandala. This is a parterre garden that draws on Hindu and Buddhist art to reflect the Harris family's Indian connections. It is planted with sweet smelling herbs including *Thyme*, *Lavender* and *Santolina*. From here you can see the yew-lined "Coronation Walk" leading to The Prospect Tower and Pet Cemetery.

PLEASURE WALK

A meandering Rhododendron and Hydrangea walk leads round to the impressive Orangery. The lawns to the front of the house contain a selection of specimen trees including *London Plane*, *Weeping Ash*, *Tulip Tree* (*Liriodendron Tulipifera*), *Handkerchief Tree* and the *Hedgehog Seat*. Belmont plants are for sale in the kitchen garden.